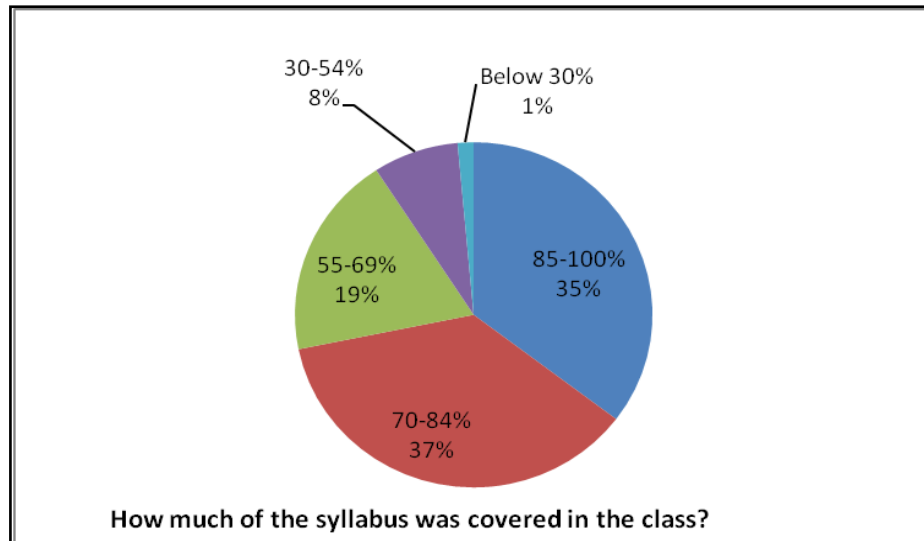


**Criterion 2.7.1: Online student satisfaction survey regarding to teaching learning process**

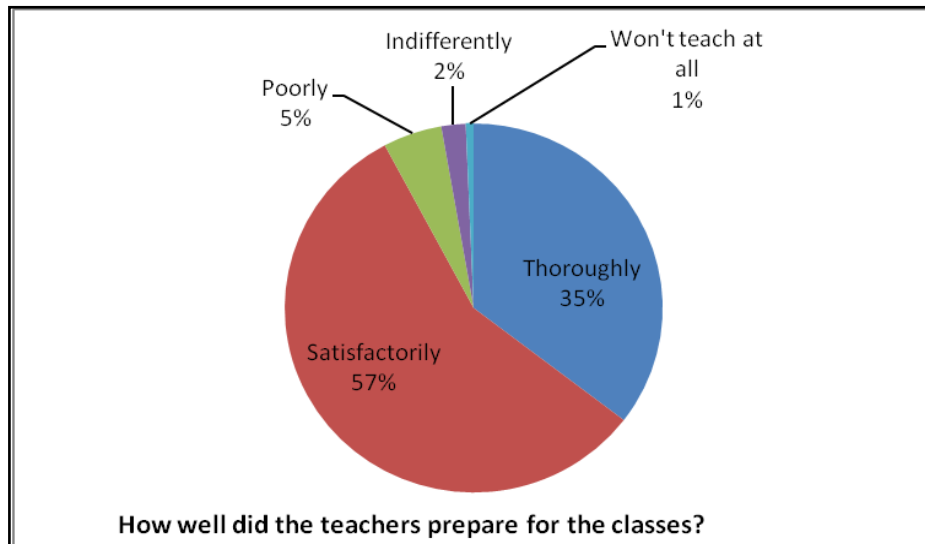
**Question: How much of the syllabus was covered in the class?**

<b>85-100%</b>	<b>70-84%</b>	<b>55-69%</b>	<b>30-54%</b>	<b>Below 30%</b>
Opinion of 35% of the students	Opinion of 37% of the students	Opinion of 19% of the students	Opinion of 8% of the students	Opinion of 1% of the students



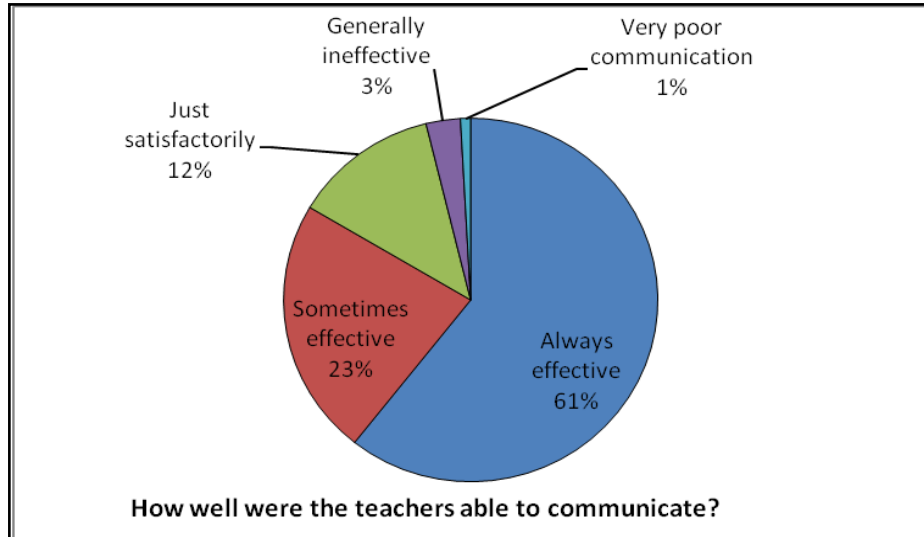
**Question: How well did the teachers prepare for the classes?**

<b>Thoroughly</b>	<b>Satisfactorily</b>	<b>Poorly</b>	<b>Indifferently</b>	<b>Won't teach at all</b>
Opinion of 35% of the students	Opinion of 57% of the students	Opinion of 5% of the students	Opinion of 2% of the students	Opinion of 1% of the students



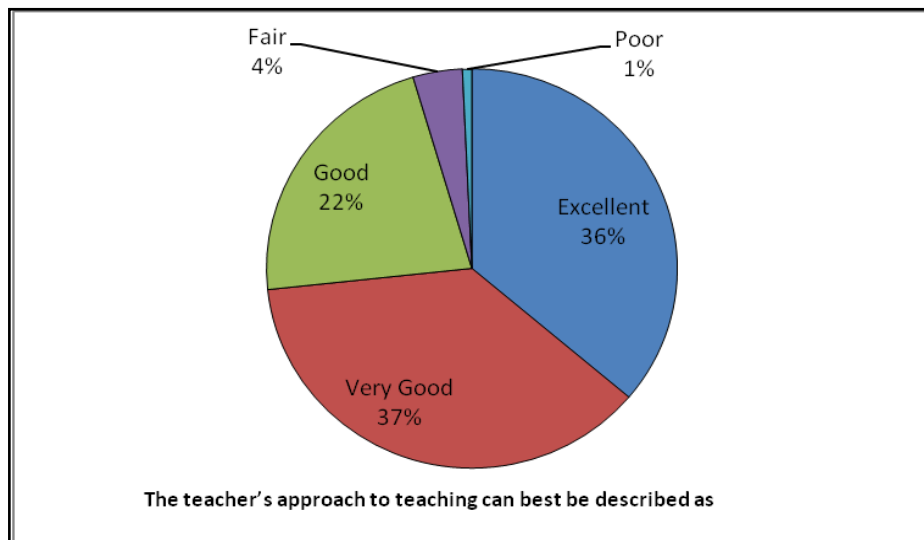
**Question: How well were the teachers able to communicate?**

<b>Always effective</b>	<b>Sometimes effective</b>	<b>Just satisfactorily</b>	<b>Generally ineffective</b>	<b>Very poor communication</b>
Opinion of 61% of the students	Opinion of 23% of the students	Opinion of 12% of the students	Opinion of 3% of the students	Opinion of 1% of the students



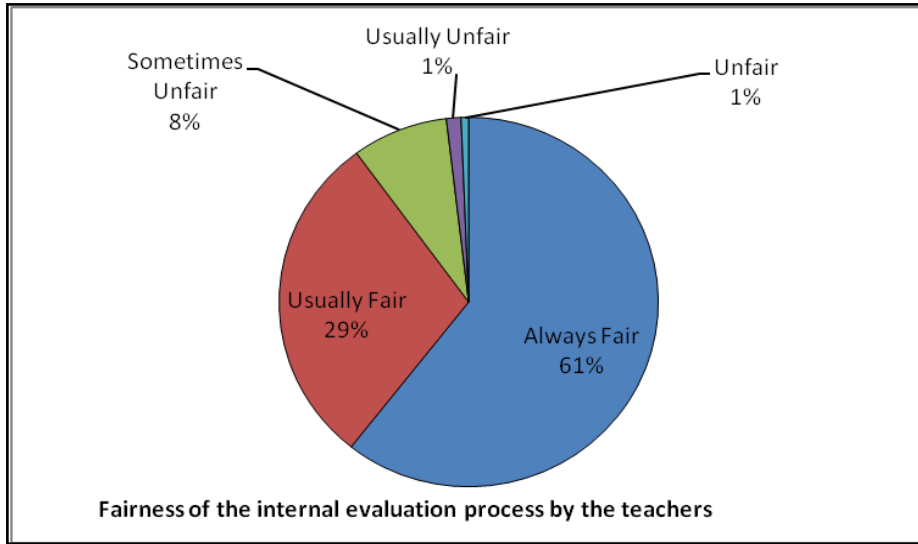
**Question: The teacher's approach to teaching can best be described as**

<b>Excellent</b>	<b>Very Good</b>	<b>Good</b>	<b>Fair</b>	<b>Poor</b>
Opinion of 36% of the students	Opinion of 37% of the students	Opinion of 22% of the student	Opinion of 4% of the students	Opinion of 1% of the students



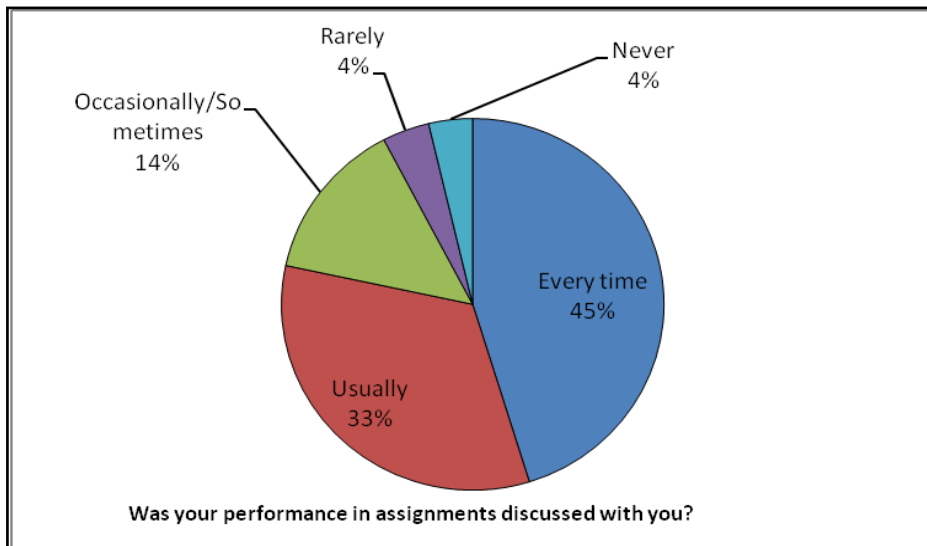
**Question: Fairness of the internal evaluation process by the teachers**

<b>Always Fair</b>	<b>Usually Fair</b>	<b>Sometimes Unfair</b>	<b>Usually Unfair</b>	<b>Unfair</b>
Opinion of 61% of the students	Opinion of 29% of the students	Opinion of 8% of the students	Opinion of 1% of the students	Opinion of 1% of the students



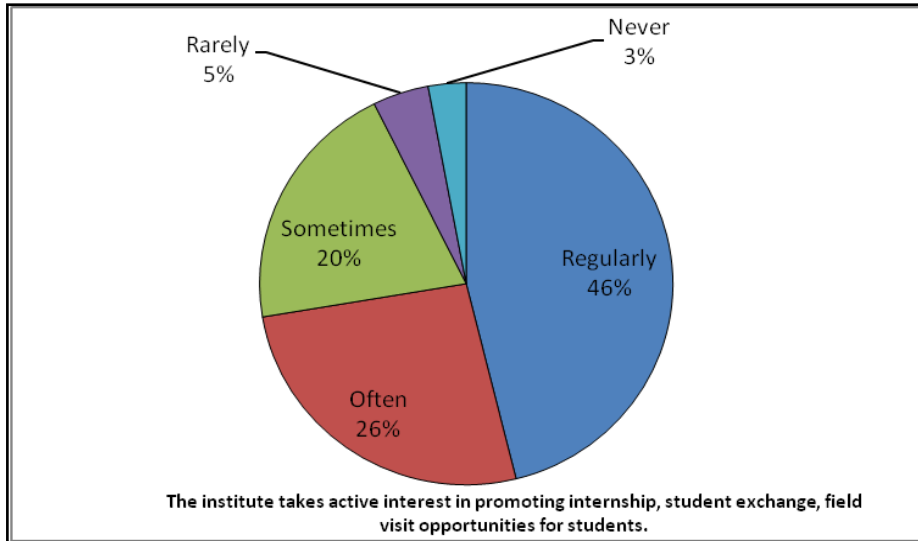
**Question: Was your performance in assignments discussed with you?**

<b>Every time</b>	<b>Usually</b>	<b>Occasionally/Sometimes</b>	<b>Rarely</b>	<b>Never</b>
Opinion of 45% of the students	Opinion of 33% of the students	Opinion of 14% of the students	Opinion of 4% of the students	Opinion of 4% of the students



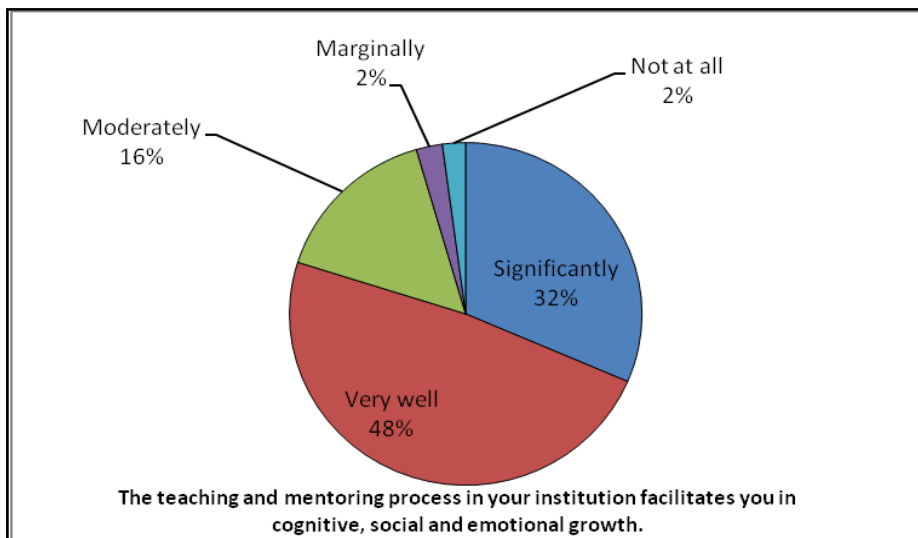
**Question: The institute takes active interest in promoting internship, student exchange and field visit opportunities for students.**

<b>Regularly</b>	<b>Often</b>	<b>Sometimes</b>	<b>Rarely</b>	<b>Never</b>
Opinion of 46% of the students	Opinion of 26% of the students	Opinion of 20% of the students	Opinion of 5% of the students	Opinion of 3% of the students



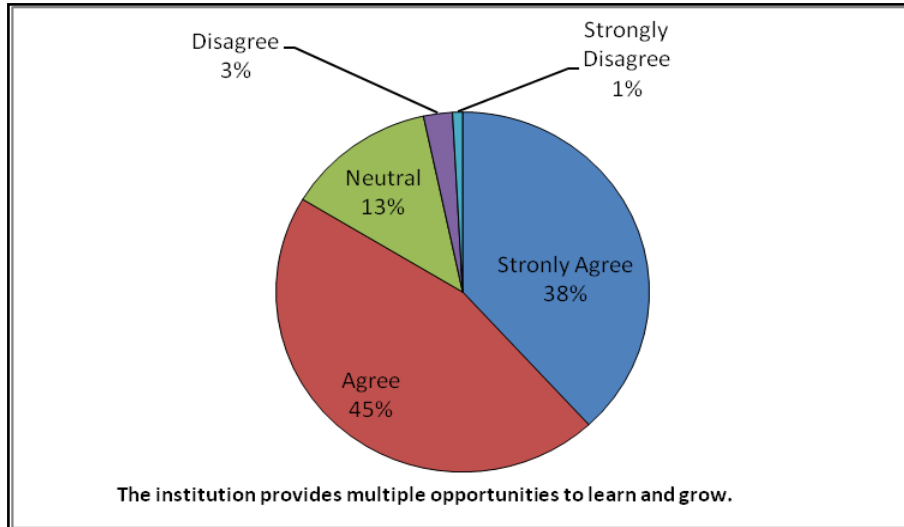
**Question: The teaching and mentoring process in your institution facilitates you in cognitive, social and emotional growth.**

<b>Significantly</b>	<b>Very well</b>	<b>Moderately</b>	<b>Marginally</b>	<b>Not at all</b>
Opinion of 32% of the students	Opinion of 48% of the students	Opinion of 16% of the students	Opinion of 2% of the students	Opinion of 2% of the students



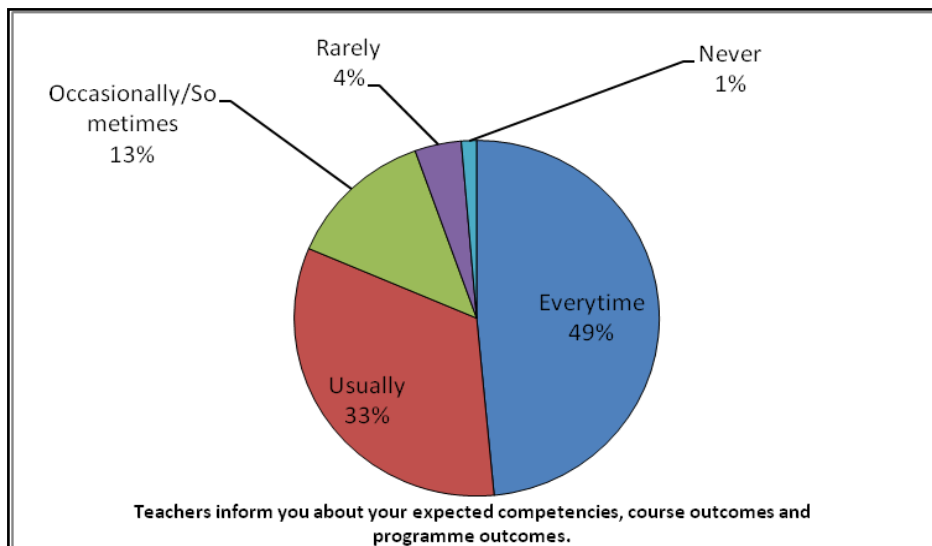
**Question: The institution provides multiple opportunities to learn and grow.**

<b>Strongly Agree</b>	<b>Agree</b>	<b>Neutral</b>	<b>Disagree</b>	<b>Strongly Disagree</b>
Opinion of 38% of the students	Opinion of 45% of the students	Opinion of 13% of the students	Opinion of 3% of the students	Opinion of 1% of the students



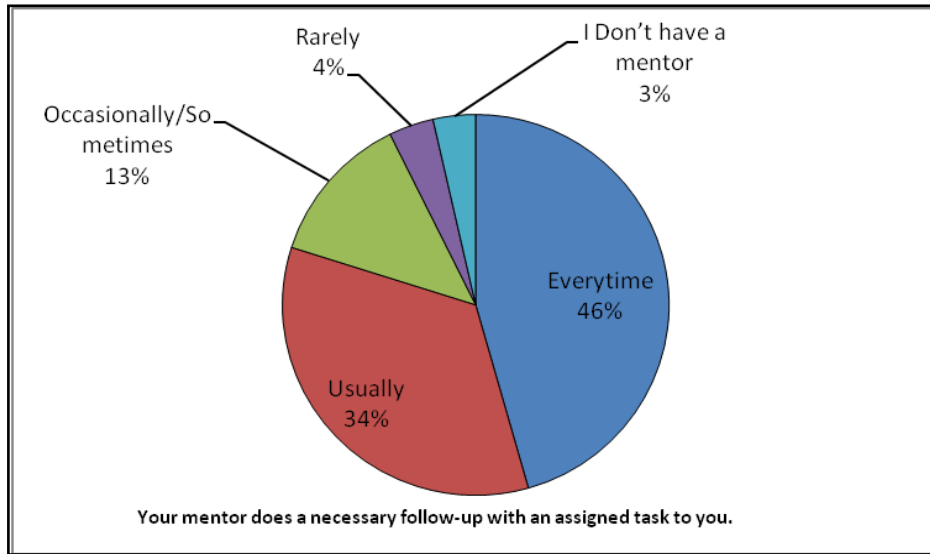
**Question: Teachers inform you about your expected competencies, course outcomes and program outcomes.**

<b>Every time</b>	<b>Usually</b>	<b>Occasionally/So metimes</b>	<b>Rarely</b>	<b>Never</b>
Opinion of 49% of the students	Opinion of 33% of the students	Opinion of 13% of the students	Opinion of 4% of the students	Opinion of 1% of the students



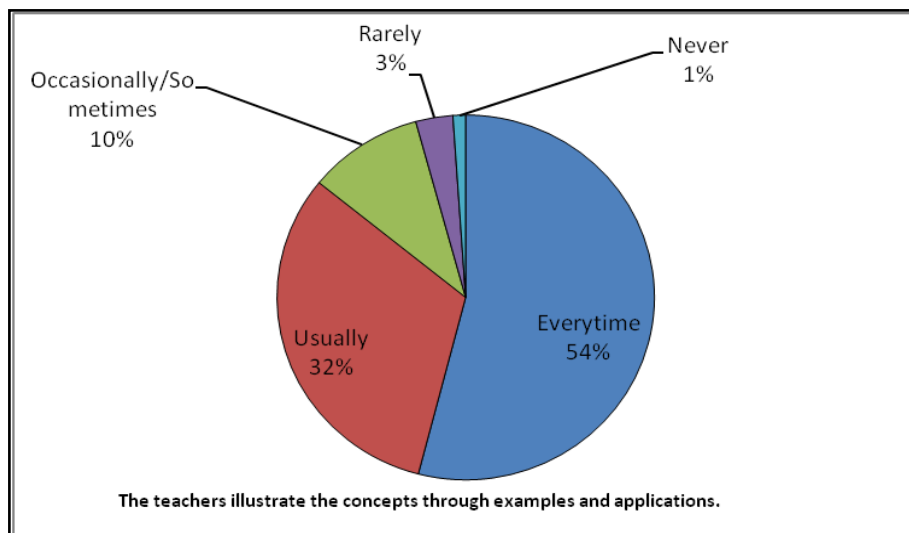
**Question: Your mentor does a necessary follow-up with an assigned task to you.**

<b>Everytime</b>	<b>Usually</b>	<b>Occasionally/So metimes</b>	<b>Rarely</b>	<b>I Don't have a mentor</b>
Opinion of 46% of the students	Opinion of 34% of the students	Opinion of 13% of the students	Opinion of 4% of the students	Opinion of 3% of the students



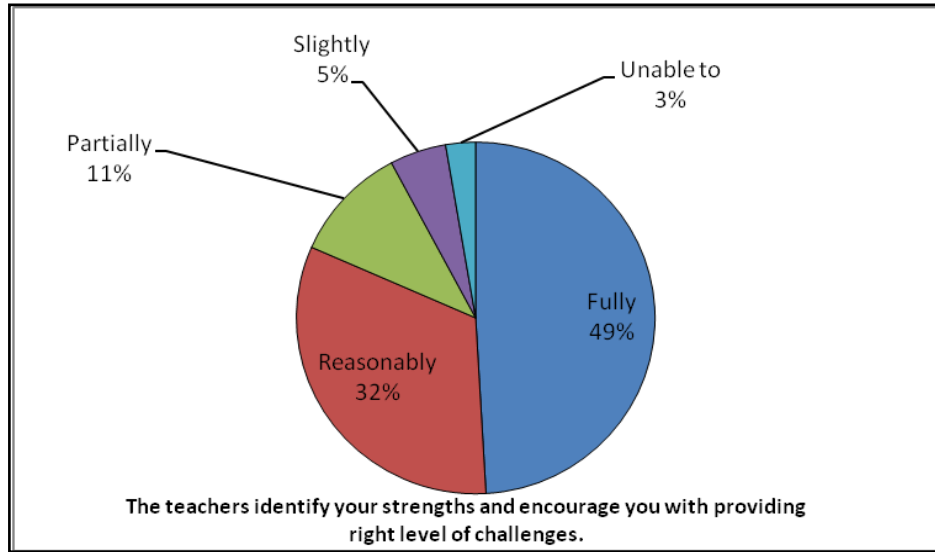
**Question: The teachers illustrate the concepts through examples and applications.**

<b>Everytime</b>	<b>Usually</b>	<b>Occasionally/So metimes</b>	<b>Rarely</b>	<b>Never</b>
Opinion of 54% of the students	Opinion of 32% of the students	Opinion of 10% of the students	Opinion of 3% of the students	Opinion of 1% of the students



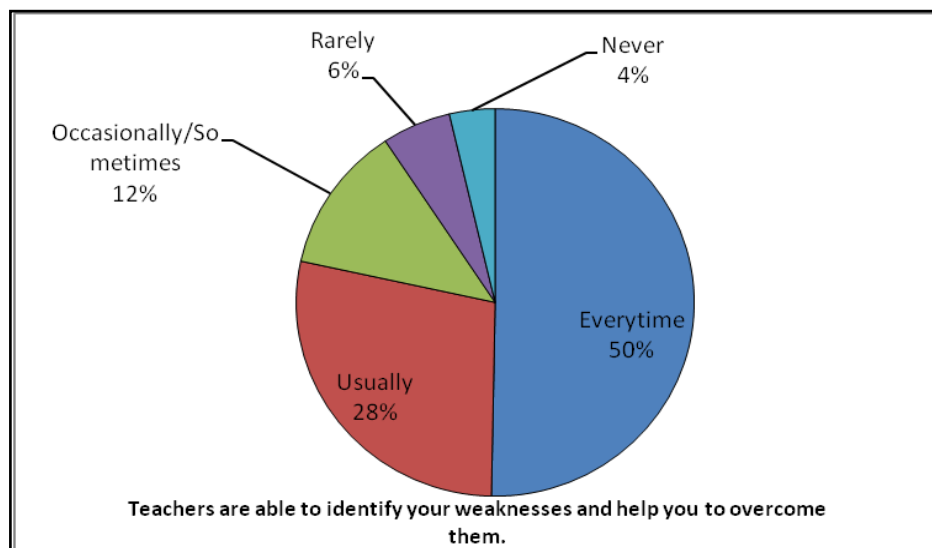
**Question: The teachers identify your strengths and encourage you with providing right level of challenges.**

<b>Fully</b>	<b>Reasonably</b>	<b>Partially</b>	<b>Slightly</b>	<b>Unable to</b>
Opinion of 49% of the students	Opinion of 32% of the students	Opinion of 11% of the students	Opinion of 5% of the students	Opinion of 3% of the students



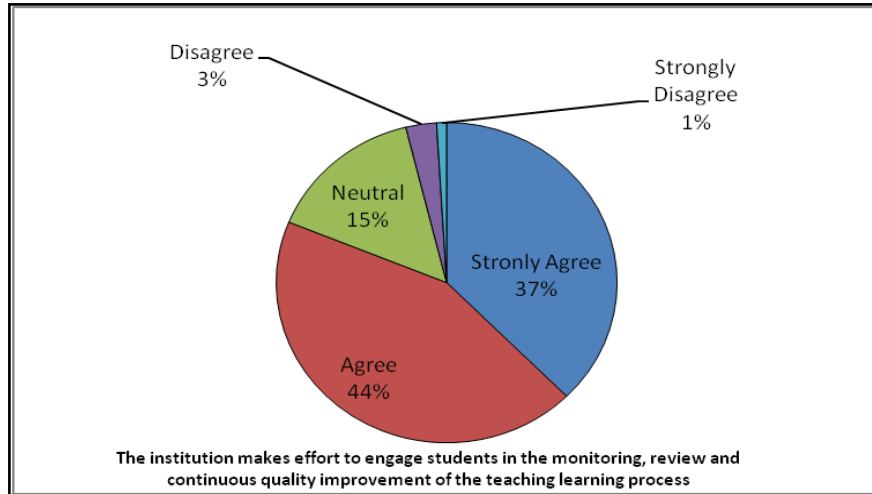
**Question: Teachers are able to identify your weaknesses and help you to overcome them.**

<b>Everytime</b>	<b>Usually</b>	<b>Occasionally/So metimes</b>	<b>Rarely</b>	<b>Never</b>
Opinion of 50% of the students	Opinion of 28% of the students	Opinion of 12% of the students	Opinion of 6% of the students	Opinion of 4% of the students



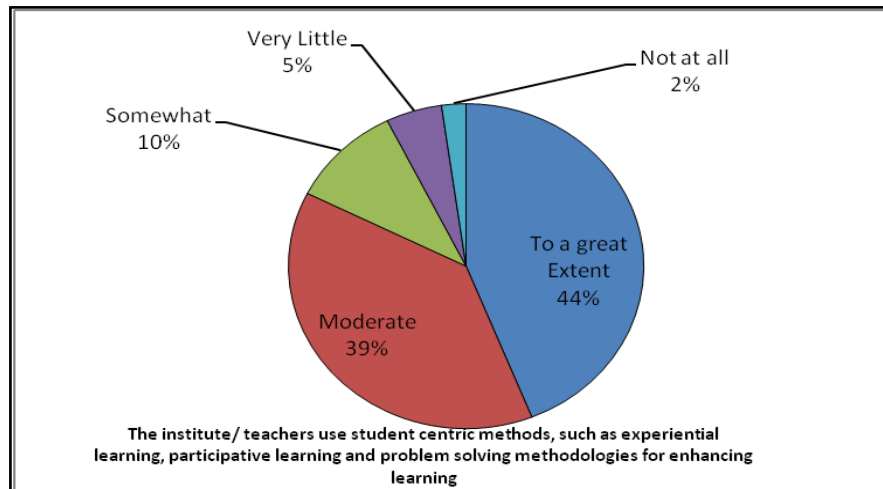
**Question: The institution makes effort to engage students in the monitoring, review and continuous quality improvement of the teaching learning process**

<b>Strongly Agree</b>	<b>Agree</b>	<b>Neutral</b>	<b>Disagree</b>	<b>Strongly Disagree</b>
Opinion of 37% of the students	Opinion of 44% of the students	Opinion of 15% of the students	Opinion of 3% of the students	Opinion of 1% of the students



**Question: The institute/ teachers use student centric methods, such as experiential learning, participative learning and problem solving methodologies for enhancing learning**

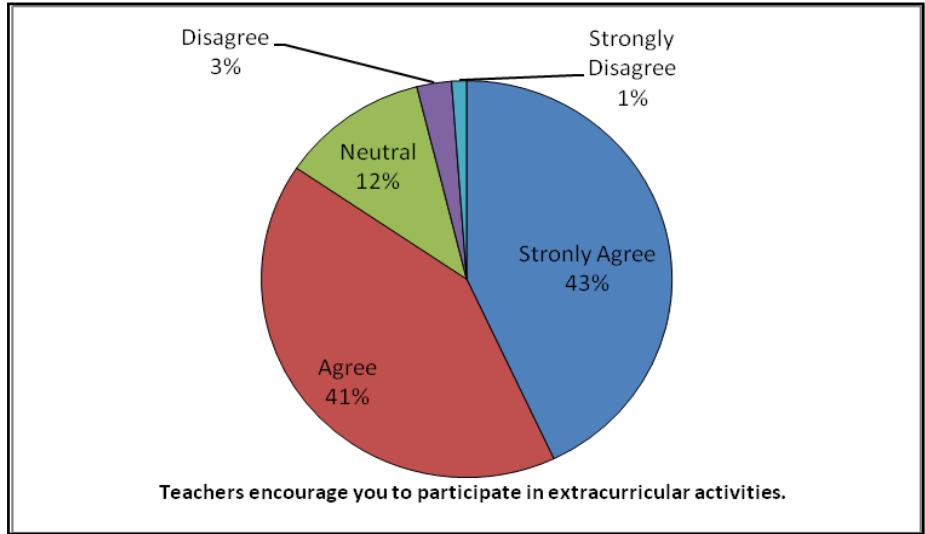
<b>To a great Extent</b>	<b>Moderate</b>	<b>Somewhat</b>	<b>Very Little</b>	<b>Not at all</b>
Opinion of 44% of the students	Opinion of 39% of the students	Opinion of 10% of the students	Opinion of 5% of the students	Opinion of 2% of the students





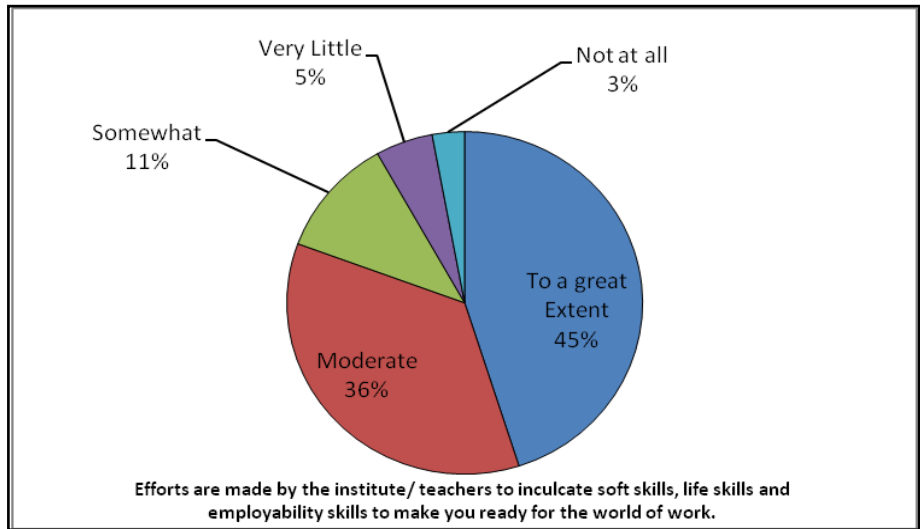
**Question: Teachers encourage you to participate in extracurricular activities.**

<b>Strongly Agree</b>	<b>Agree</b>	<b>Neutral</b>	<b>Disagree</b>	<b>Strongly Disagree</b>
Opinion of 43% of the students	Opinion of 41% of the students	Opinion of 12% of the students	Opinion of 3% of the students	Opinion of 1% of the students



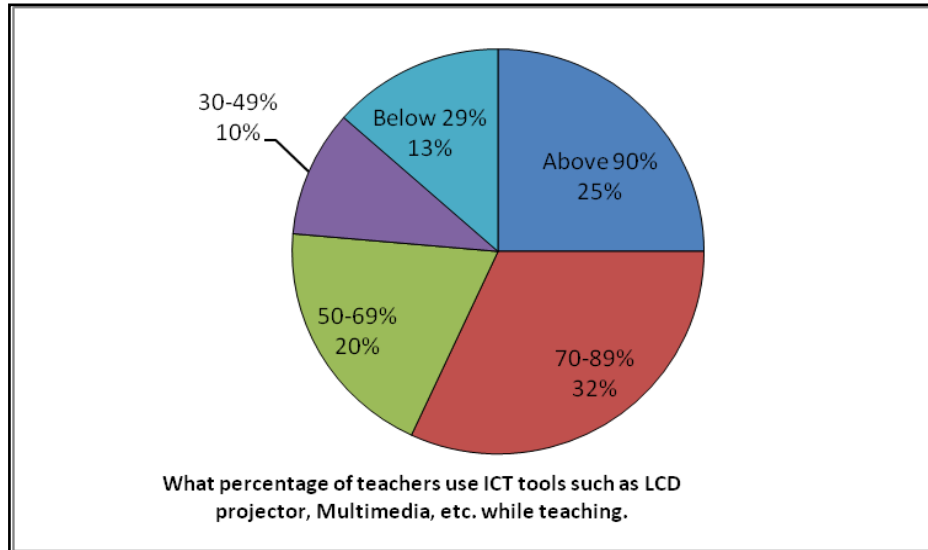
**Question: Efforts are made by the institute/ teachers to inculcate soft skills, life skills and employability skills to make you ready for the world of work.**

<b>To a great Extent</b>	<b>Moderate</b>	<b>Somewhat</b>	<b>Very Little</b>	<b>Not at all</b>
Opinion of 45% of the students	Opinion of 36% of the students	Opinion of 11% of the students	Opinion of 5% of the students	Opinion of 3% of the students



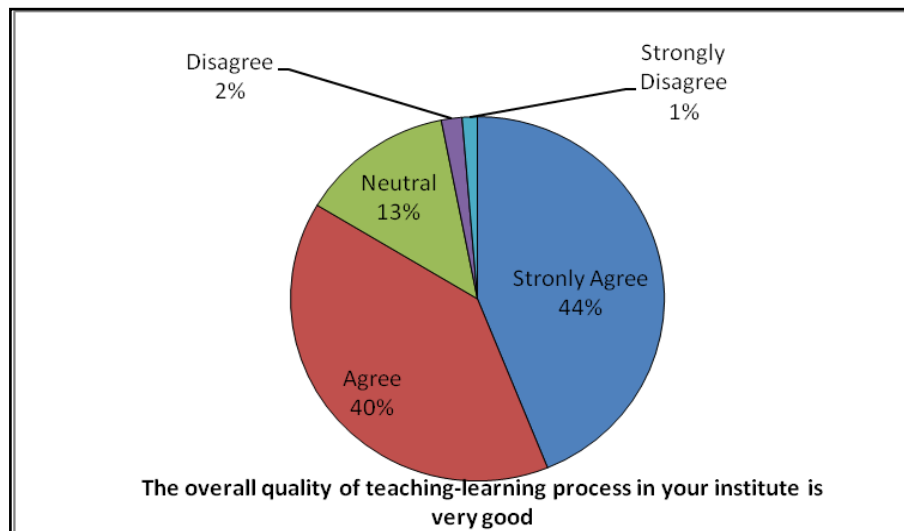
**Question: What percentage of teachers use ICT tools such as LCD projector, Multimedia, etc. while teaching**

<b>Above 90%</b>	<b>70-89%</b>	<b>50-69%</b>	<b>30-49%</b>	<b>Below 29%</b>
Opinion of 25% of the students	Opinion of 32% of the students	Opinion of 20% of the students	Opinion of 10% of the students	Opinion of 13% of the students



**Question: The overall quality of teaching-learning process in your institute is very good**

<b>Strongly Agree</b>	<b>Agree</b>	<b>Neutral</b>	<b>Disagree</b>	<b>Strongly Disagree</b>
Opinion of 44% of the students	Opinion of 40% of the students	Opinion of 13% of the students	Opinion of 2% of the students	Opinion of 1% of the students



## Summary

A total of 2966 students responded in Online Student Satisfaction Survey. It was apparent from the above data that the majority of the students of the college are;

- Satisfied with the coverage of the syllabus in the class as well as the remedial classes taken by the teachers and also their guidance after the class.
- Satisfied with the way teachers communicate the expected competencies, course outcomes and program outcomes in the class and grooming sessions as well.
- Satisfied with the way of teaching where teachers effectively teach new and challenging topics and their approach to explain the topics with examples and applications in order to make the course content more interesting and relevant.
- Are in agreement with the enhancement of their learning experience through experiential and participative learning and problem solving methodologies adopted by the teachers,
- Satisfied with the way how the mentor takes special attention to understand the strength and ability of the students to take new challenges with a continuous follow-up with an assigned task and the timely redressal of their grievance, if any.
- In agreement with the fairness of internal examination process where there is a thorough discussion on questions patterns, answer scripts discussion.
- Satisfied with the institute's attempt in promoting internship, student exchange and field visit opportunities as well as the encouragement they provide to the students for participating in extracurricular activities.
- Are in agreement with their satisfactory cognitive, social and emotional growth which is facilitated by the teaching and mentoring process of the college.
- Are in agreement with how the institution makes effort to engage them in the monitoring, review and continuous quality improvement of the teaching learning process as well their employability skill development.

Though the students are satisfied with the overall quality of the teaching –learning process in the institute, but the majority of students were not much satisfied with the use of ICT tools such as LCD Projector, multimedia etc, adopted by the teachers while teaching.