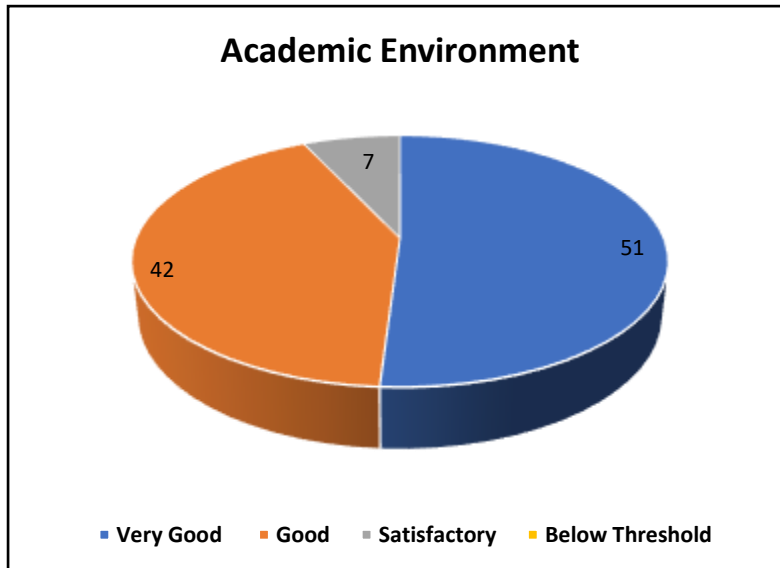
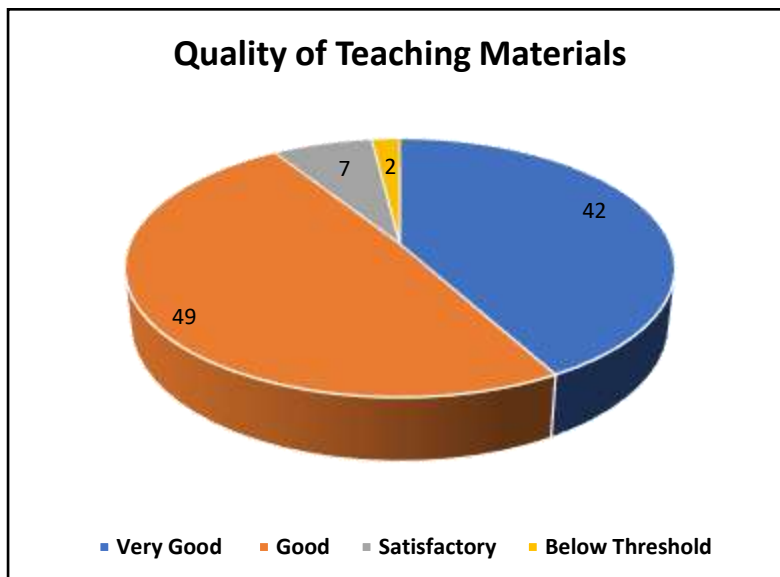


## Feedback Analysis 2018-19

The feedbacks were mostly taken from the U.G. Part-III students at the end of the Test examination on various aspects like academic environment, quality of teaching materials, completion of syllabus, timeliness of practical, fairness of evaluation, interaction with faculties, library facilities, etc.

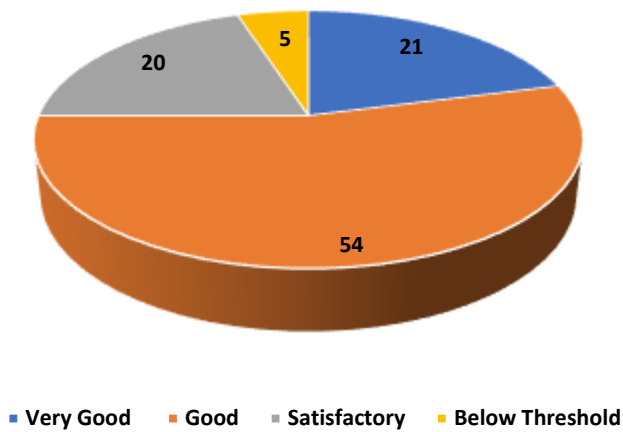


This figure shows that 51% of students have given very good marks, 42% have given good marks and 7% students are satisfied about the academic environment of the college. The reason being overall development and grooming of the students is done meticulously by the college.



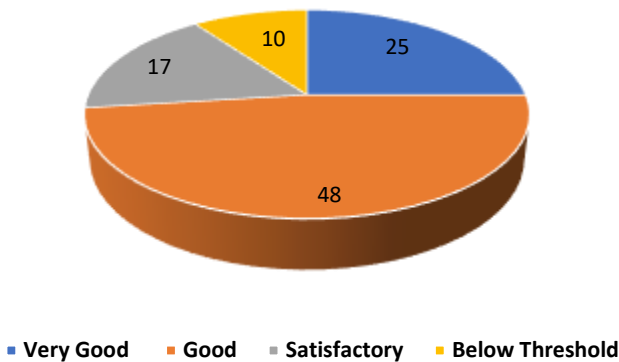
This figure shows the Quality of Teaching Materials where 49 % of stakeholders have given good, 42% very good, 7% satisfactory and 2% below threshold. It might be said that the more emphasis should be given to improve the quality of teaching materials.

### Completion of Syllabus



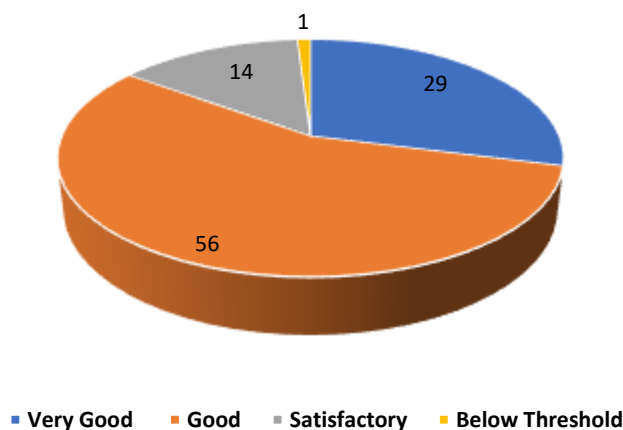
It is observed that 54% of stakeholders have given good, 21% have given very good, 20% have given satisfactory and 5% have given below threshold. From this data it can be said that the stakeholders are very much satisfied with the completion of syllabus by the teachers.

### Timeliness of Practical



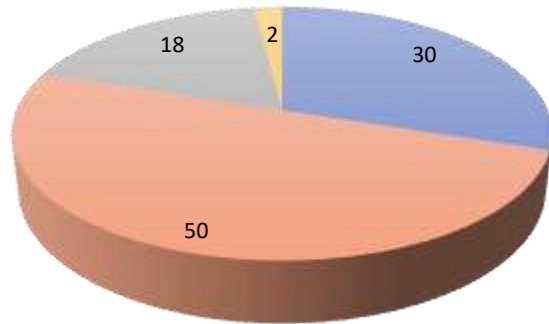
The syllabus of the Practical is also finished with time. From the figure it can be said that 48% have given good, 25% very good, 17% satisfactory and 10% below threshold.

### Fairness of Evaluation



The stakeholders are very much satisfied with the fairness of evaluation as 56% have given good, 29% very good, 14% satisfactory and 1% below threshold. The evaluation is done on the basis of the students' performance.

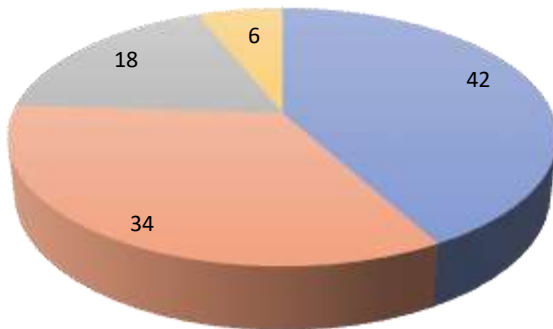
### Interaction with Faculty



■ Very Good ■ Good ■ Satisfactory ■ Below Threshold

This figure shows the stakeholders' interaction with faculty where 50% have given good, 30% very good, 18% satisfactory, 2% below threshold. The reason is that a healthy relationship exists between the students and teachers.

### Library Facilities



■ Very Good ■ Good ■ Satisfactory ■ Below Threshold

The students are very much satisfied with the library facilities in the college as 42% have given very good, 34% good, 18% satisfactory and 6% below threshold. The reason is the library has a rich collection of books and a great ambience where the students can sit and read.