

BHAIRAB GANGULY COLLEGE BELGHORIA, KOLKATA-700056

Feedback Report [2016-2017]

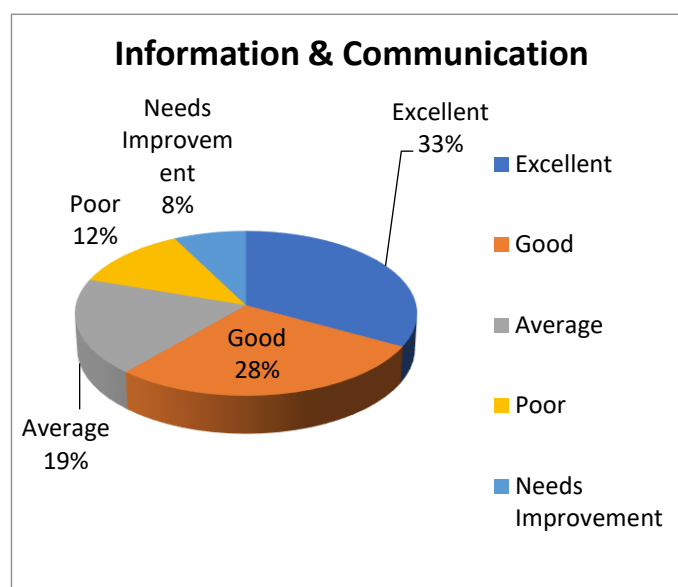
Institution obtains feedback from the students of all streams in a prescribed format on various aspects of the college like infrastructural facilities, course content, coverage of the syllabi in classes etc.

Students Feedback

Sample composite and size: Total 3534 (both UG & PG) students gave their feedback on various aspects on their curriculum in a prescribed format for the academic session 2016-17.

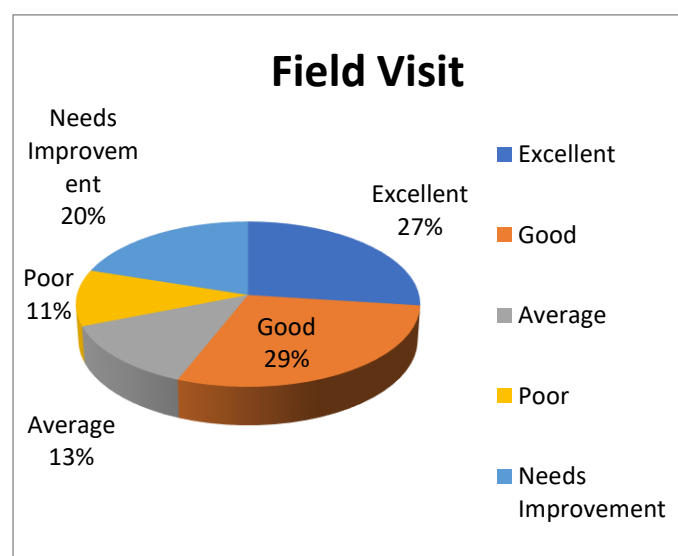
Question: What is the present status of Information and Communication of this college?

Excellent	Good	Average	Poor	Needs Improvement
Opinion of 33% of the students	Opinion of 28% of the students	Opinion of 19% of the students	Opinion of 12% of the students	Opinion of 8% of the students



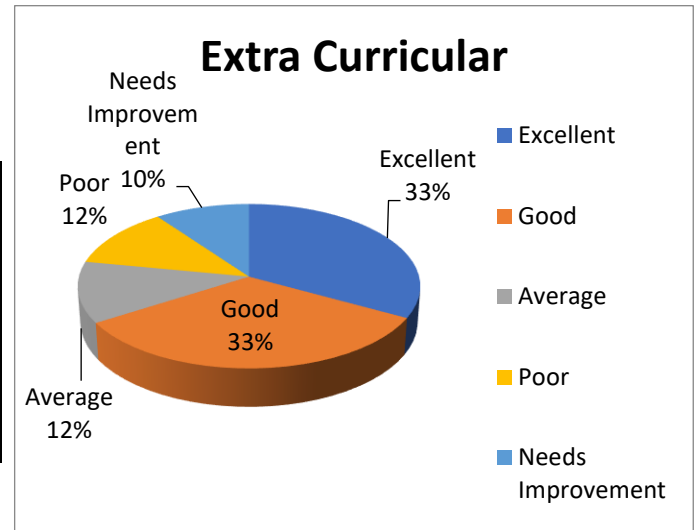
Question: Give your experience during field visit

Excellent	Good	Average	Poor	Needs Improvement
Opinion of 27% of the students	Opinion of 29% of the students	Opinion of 13% of the students	Opinion of 11% of the students	Opinion of 20% of the students



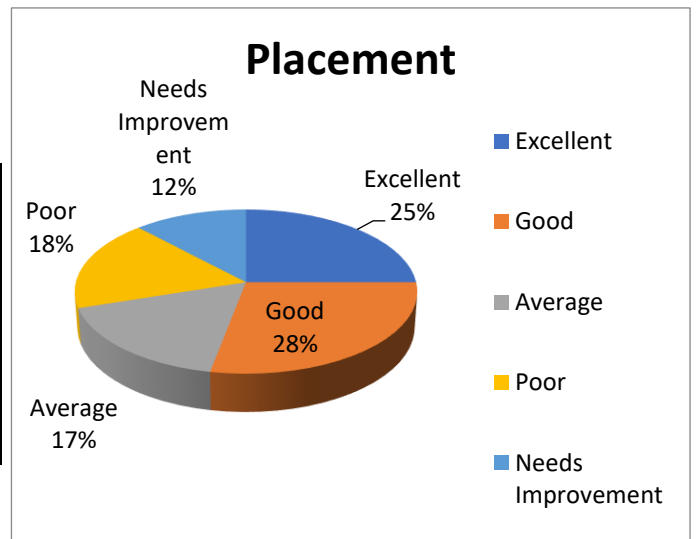
Question: Extra curricular activities done by college is -

Excellent	Good	Average	Poor	Needs Improvement
Opinion of 33% of the students	Opinion of 33% of the students	Opinion of 12% of the students	Opinion of 12% of the students	Opinion of 10% of the students



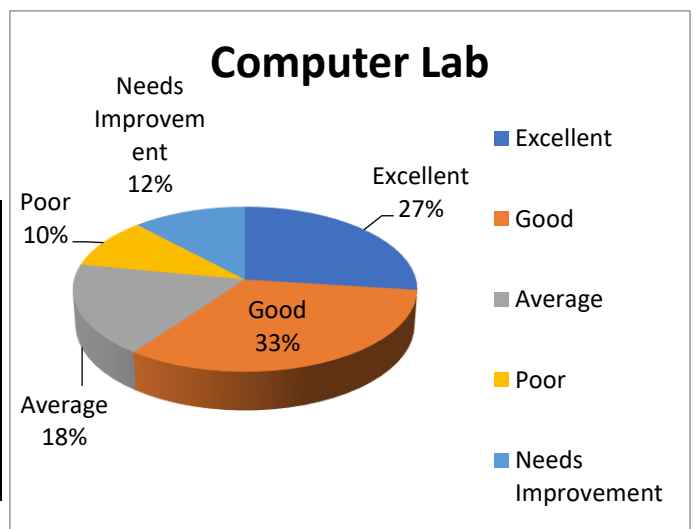
Question: Placement status of the college students are

Excellent	Good	Average	Poor	Needs Improvement
Opinion of 25% of the students	Opinion of 28% of the students	Opinion of 17% of the students	Opinion of 18% of the students	Opinion of 12% of the students



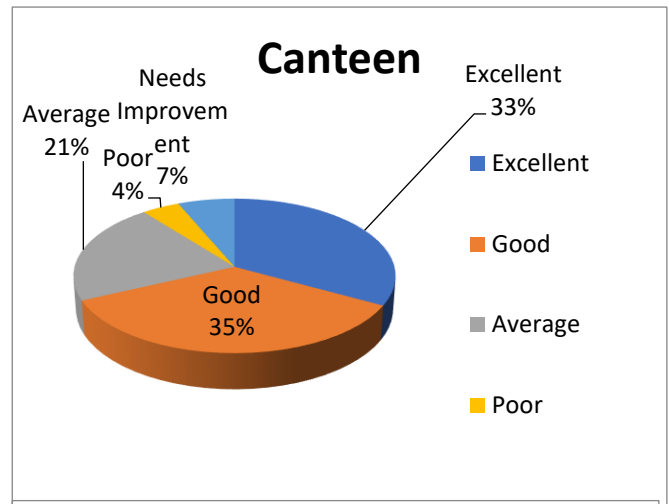
Question: The computer lab facilities in college premises is

Excellent	Good	Average	Poor	Needs Improvement
Opinion of 27% of the students	Opinion of 33% of the students	Opinion of 18% of the students	Opinion of 10% of the students	Opinion of 12% of the students



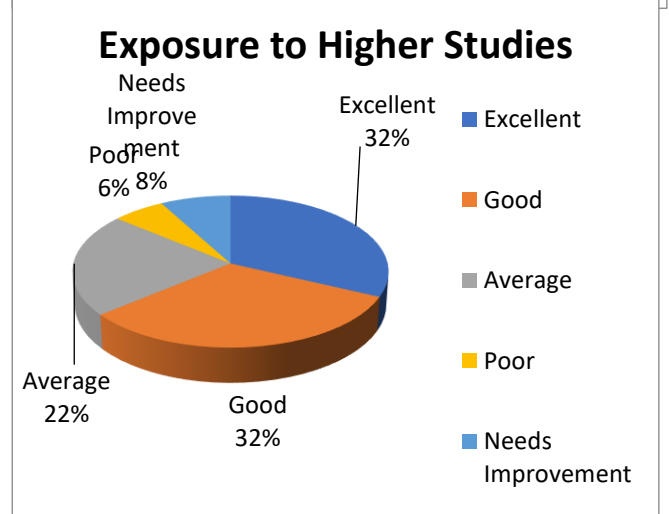
Question: Quality of food in college canteen is -

Excellent	Good	Average	Poor	Needs Improvement
Opinion of 33% of the students	Opinion of 35% of the students	Opinion of 21% of the students	Opinion of 4% of the students	Opinion of 6% of the students



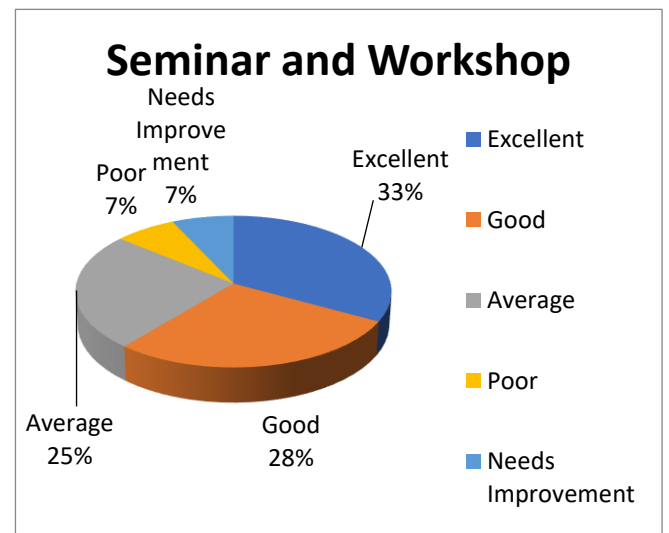
Question: Status of participation of the students in higher studies is -

Excellent	Good	Average	Poor	Needs Improvement
Opinion of 32% of the students	Opinion of 32% of the students	Opinion of 22% of the students	Opinion of 6% of the students	Opinion of 8% of the students



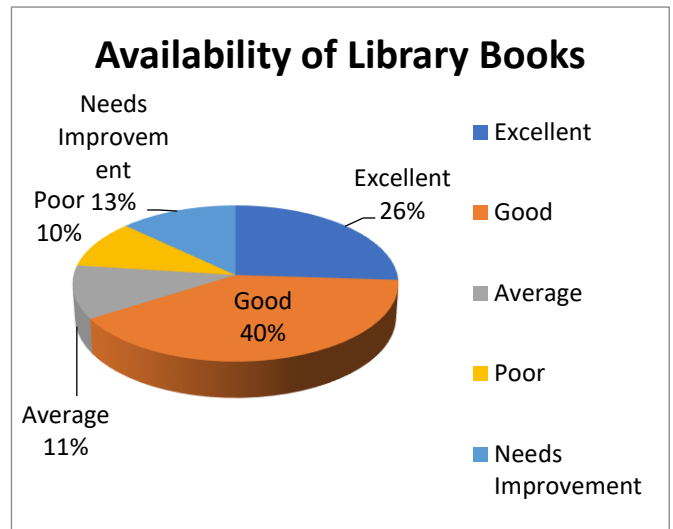
Question: Beneficial role of seminar and workshop that organized by the college is

Excellent	Good	Average	Poor	Needs Improvement
Opinion of 33% of the students	Opinion of 28% of the students	Opinion of 25% of the students	Opinion of 7% of the students	Opinion of 7% of the students



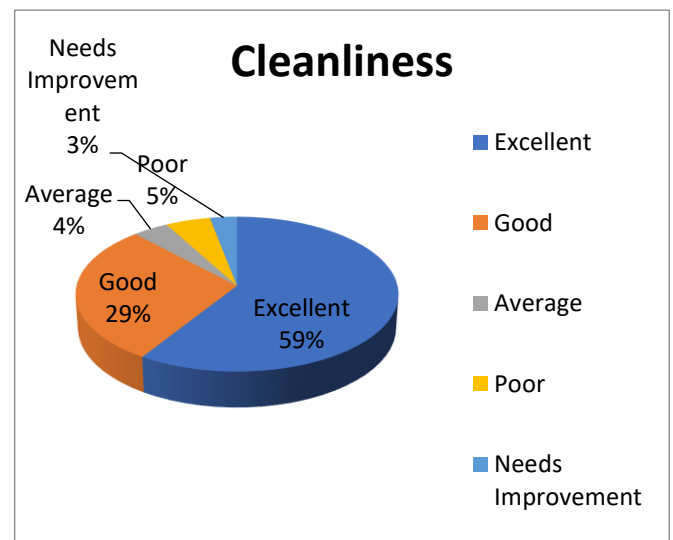
Question: Level of satisfaction by using of library books is

Excellent	Good	Average	Poor	Needs Improvement
Opinion of 33% of the students	Opinion of 28% of the students	Opinion of 25% of the students	Opinion of 7% of the students	Opinion of 7% of the students



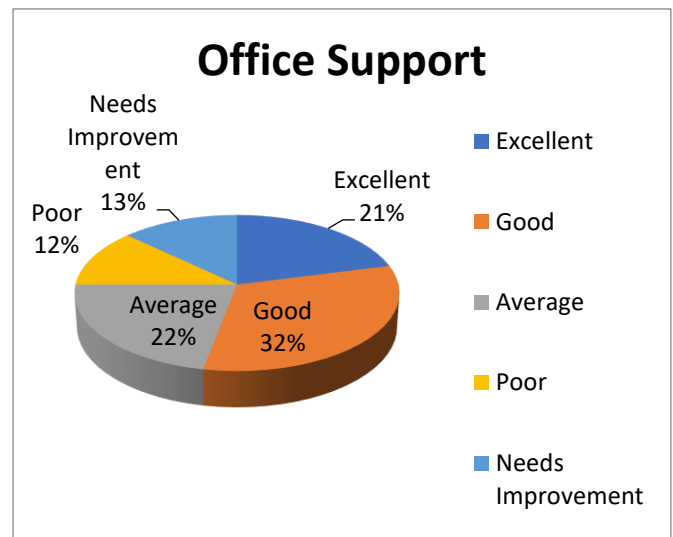
Question: How do you rate the states of cleanliness of college premises?

Excellent	Good	Average	Poor	Needs Improvement
Opinion of 59% of the students	Opinion of 29% of the students	Opinion of 4% of the students	Opinion of 5% of the students	Opinion of 3% of the students



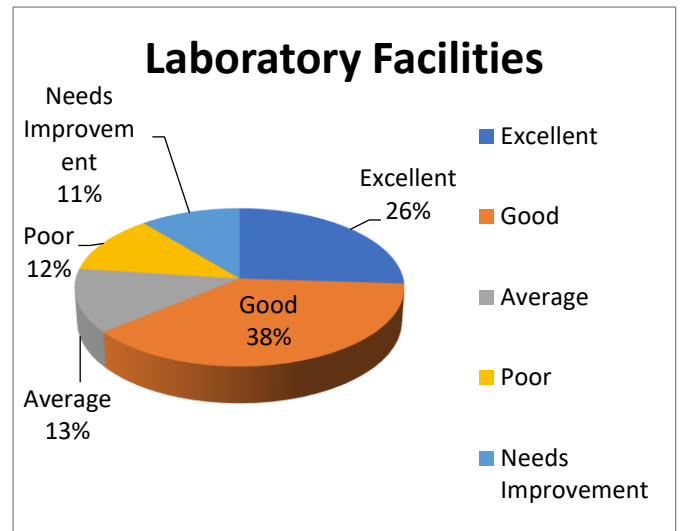
Question: Support by the college office to solve the students' problem is

Excellent	Good	Average	Poor	Needs Improvement
Opinion of 21% of the students	Opinion of 32% of the students	Opinion of 22% of the students	Opinion of 12% of the students	Opinion of 13% of the students



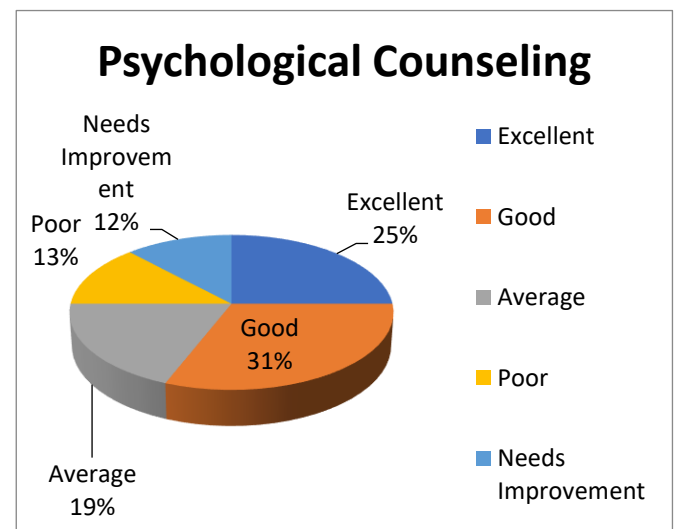
Question: The infrastructure of college laboratories is -

Excellent	Good	Average	Poor	Needs Improvement
Opinion of 26% of the students	Opinion of 38% of the students	Opinion of 13% of the students	Opinion of 12% of the students	Opinion of 11% of the students



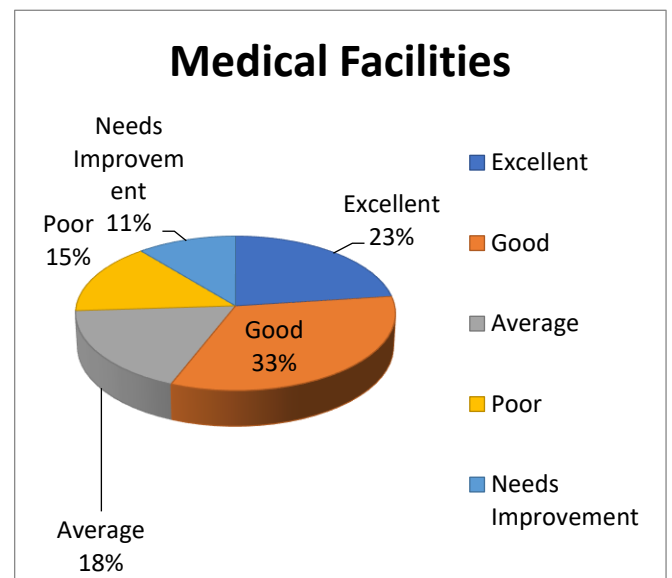
Question: The status of psychological consultant's work is

Excellent	Good	Average	Poor	Needs Improvement
Opinion of 25% of the students	Opinion of 31% of the students	Opinion of 19% of the students	Opinion of 13% of the students	Opinion of 12% of the students



Question: The quality of medical facilities that present in college is -

Excellent	Good	Average	Poor	Needs Improvement
Opinion of 23% of the students	Opinion of 33% of the students	Opinion of 18% of the students	Opinion of 15% of the students	Opinion of 11% of the students



It is apparent from the above tables that majority of the students of the college are

- I. highly satisfied with the information and communication facilities provided by the college.**
- II. satisfied with the field visit that organised by the college.**
- III. satisfied to be a part of extracurricular activities by college.**
- IV. satisfied with placement in both Govt. and non Govt. sectors.**
- V. the students are benefited by using the computer labs in college.**
- VI. highly satisfied with the facilities in college canteen.**
- VII. happy with the participation of the students in higher studies.**
- VIII. satisfied by the seminars and workshops organised by the college.**
- IX. satisfied with the availability of library books.**
- X. highly satisfied in cleanliness of college premises.**
- XI. satisfied with the office support in administrative works.**
- XII. satisfied with laboratory facilities provided by the college.**
- XIII. satisfied with psychological consultant's work to boost their mental health.**
- XIV. satisfied with medical facilities available in college premises.**